




**SUBARU**

Industrial Power Products

# ▶ Portable Diaphragm Pumps

Compact and lightweight pumps for moving water containing sand, stones and sludge. These pumps are self-priming and can be run dry. Heavy-duty construction and mounted in a sturdy roll bar frame.



PTX301D

PTX201D

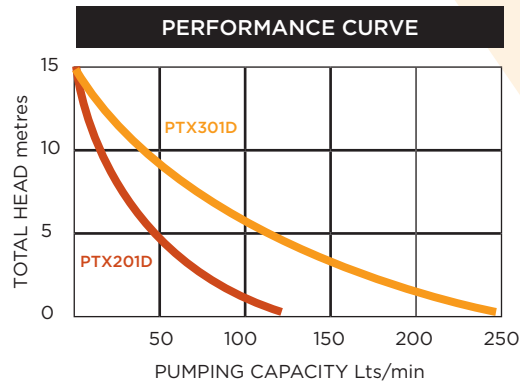
- ▶ SUBARU EX ENGINE
- ▶ COMPACT & LIGHTWEIGHT
- ▶ EASY-TO-MAINTAIN
- ▶ HEAVY-DUTY
- ▶ SELF PRIMING
- ▶ STURDY ROLL BAR FRAME

# ▶ Portable Diaphragm Pumps

## FEATURES:

Subaru EX engine  
Compact & lightweight  
Easy-to-maintain  
Heavy-duty  
Sturdy roll bar frame

## SPECIFICATIONS:



MODEL	WEIGHT	DIMENSIONS L x W x H	MAX FLOW	TOTAL HEAD	ENGINE
PTX201D	38Kg	614 x 370 x 510mm	125 L/min	15m	4-Stroke SUBARU EX13 4.5hp
PTX301D	45Kg	660 x 420 x 510mm	250 L/min	15m	4-Stroke SUBARU EX17 6.0hp

## ACCESSORIES

Suction & layflat hose, 'Camlock' fittings, PVC strainer and hose couplings.




## PRODUCT RANGE:



SUBMERSIBLES  
- ELECTRIC



FULL TRASH  
PUMPS



SUBMERSIBLES  
- PETROL OR DIESEL

## PARTS SERVICE:

We are proud of the back-up service we offer to customers. The importance of stocking genuine spare parts for all the equipment we supply is a high company priority.



**SUBARU**

Industrial Power Products

**AUCKLAND HEAD OFFICE**  
6-10 Parkway Drive,  
Mairangi Bay, Auckland  
Phone: (+64) 09 443 2436  
Fax: (+64) 09 443 2435  
Email: sales@yrco.co.nz

**SOUTH ISLAND OFFICE**  
20 Nga Mahi Road,  
Sockburn, Christchurch  
Phone: (+64) 03 341 6923  
Fax: (+64) 03 341 6955  
Email: saleschch@yrco.co.nz



PROUD TO BE 100%  
NEW ZEALAND  
OWNED & OPERATED

**YR**®  
**YOUNG/MAN  
RICHARDSON  
& CO. LTD.**