

Red Roo RH916/918 Rotary Hoes



Compact, reliability performance

The Red Roo 916 and 918 rotary hoes power through cultivating garden beds or preparing for new turf. The adjustable handlebar pivots to either side so you don't walk on loose soil. The RH Series is ideal for land care professionals, councils, nurseries and the rental industry. Available in 400mm (16") wide RH916 and 460mm (18") wide RH918.

Features

- 9hp (6.75kW) Honda OHV GX270
- Reversible slasher tines
- Adjustable, self-centering depth bar
- Commercial durability
- Hinged rotor hood protects operator
- Wheels operate independently from tines
- Tines rotate clockwise and counter clockwise
- Fingertip controls
- Variable ground speed forward & reverse
- Shafts & bearing protected by seals & shields
- Engine protection wrap around frame
- Safety clutch stops tines & wheels immediately
- Handle swivels to either side

POWERED by **HONDA**

 **RED ROO**™
Commercial Environmental Equipment


Red Roo RH Series Rotary Hoe




Tachometer shows engine RPM & service intervals



Height adjustable handle




Tine, wheel drive & clutch operator controls



Wheel drive unlocks to free wheel



Side operation for operator ease



Tines operate both clockwise and counter clockwise

Specifications

Length	1675mm (66")
Width	530mm (20.75")
Height	920mm (36")
Tine width	405mm (16") 450mm (18")
Wheel width	480mm (18.75")
Weight	210kg (460 lb)
Handlebar pivot angle	Up to 20°
Wheel width	535mm (21")
Tyres	4.00 x 4.80 x 8
Frame	5mm (3/16") steel double welded seams powdercoated finish



1300 133 767
www.redroo.com