

Climax

Installation And User Instructions

All electrical installations should be carried out in accordance with latest edition of Institute of Electrical Engineers regulations

For heaters likely to be used in a bathroom , shower room or swimming pool the heater must be installed such that any part of the heater cannot be touched by any person making use of the bath , shower or swimming pool.

This heater must not be located immediately below a fixed socket outlet or within 250mm of any trunking.

The fireguard of this heater is intended to prevent direct access to the heating elements, so that it must not be permanently removed. However, the fireguard does not give full protection for young children and for aged or infirm persons.

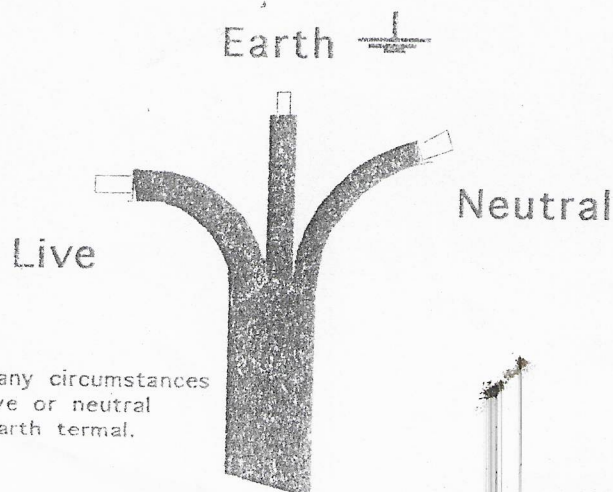
Heaters should be sited such that at no time can any materials come within one metre of the front of the heater.

This heater should be protected by an external fuse the rating of which is on the Rating Label fitted to the side of the appliance.

Do not use this appliance in conjunction with a temperature controller, timer or other controlling equipment intended to switch on the heater whilst it is unattended.

Disconnect power from supply before cleaning reflector.


Connection Drawing



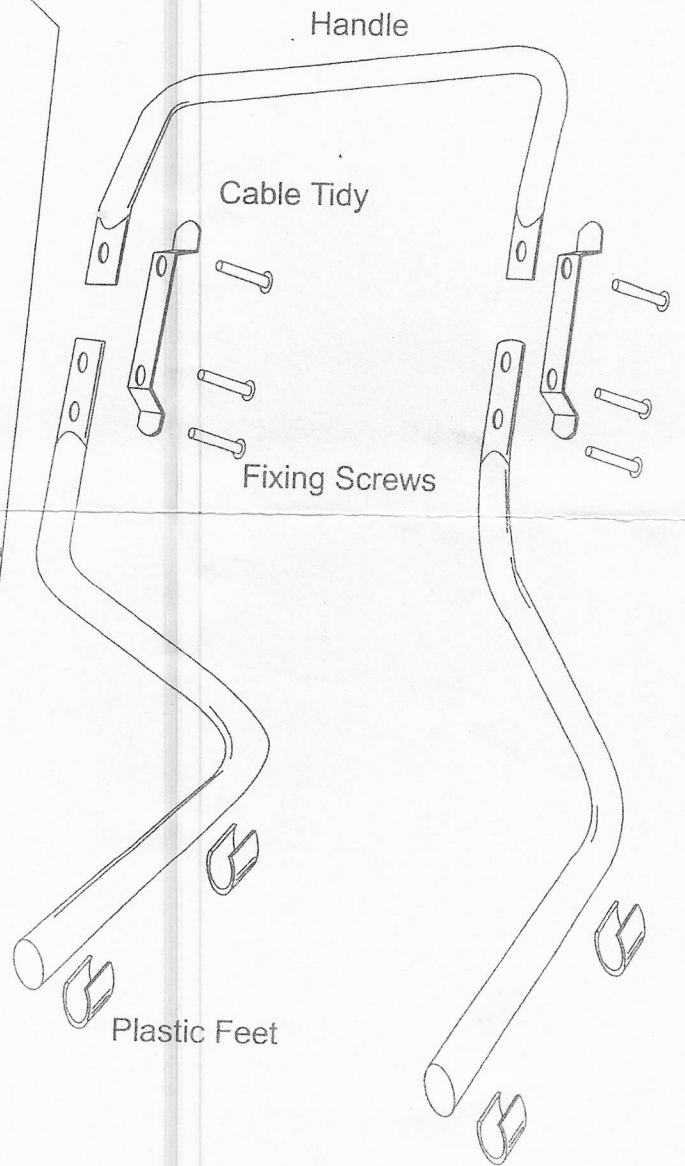
Important

Do not under any circumstances connect the live or neutral cable to the earth terminal.

Portable Assembly



Portable Heater



Handle

Cable Tidy

Fixing Screws

Plastic Feet