


## Specifications

### Battery


Type: Lithium-ion  
 Category: AP, AR  
 The machine may be operated only with original STIHL rechargeable batteries.  
 Running time is dependent on the energy content of the battery.

### Charger


#### AL 100

Power supply: 120 V / 60 Hz  
 Rated current: 1.3 A  
 Power consumption: 75 W  
 Charge current: 1.6 A  
 Insulation: II,  (double insulated)

#### AL 300

Power supply: 120 V / 60 Hz  
 Rated current: 4.7 A  
 Power consumption: 330 W  
 Charge current: 6.5 A  
 Insulation: II,  (double insulated)

#### AL 500

Power supply: 120 V / 60 Hz  
 Rated current: 4.8 A  
 Power consumption: 570 W  
 Charge current: 12 A  
 Insulation: II,  (double insulated)

### Charge Times

#### AL 100

with AP 80:  
 – up to 80 % capacity: 70 min  
 – up to 100 % capacity: 100 min  
 with AP 115:  
 – up to 80 % capacity: 110 min  
 – up to 100 % capacity: 140 min  
 with AP 160:  
 – up to 80 % capacity: 150 min  
 – up to 100 % capacity: 165 min  
 with AP 180:  
 – up to 80 % capacity: 160 min  
 – up to 100 % capacity: 210 min

#### AL 300

with AP 80:  
 – up to 80 % capacity: 25 min  
 – up to 100 % capacity: 50 min  
 with AP 115:  
 – up to 80 % capacity: 25 min  
 – up to 100 % capacity: 55 min  
 with AP 160:  
 – up to 80 % capacity: 35 min  
 – up to 100 % capacity: 60 min  
 with AP 180:  
 – up to 80 % capacity: 40 min  
 – up to 100 % capacity: 70 min

#### AL 500

with AP 80:  
 – up to 80 % capacity: 25 min  
 – up to 100 % capacity: 50 min  
 with AP 115:  
 – up to 80 % capacity: 20 min  
 – up to 100 % capacity: 25 min  
 with AP 160:  
 – up to 80 % capacity: 35 min  
 – up to 100 % capacity: 60 min  
 with AP 180:  
 – up to 80 % capacity: 25 min  
 – up to 100 % capacity: 30 min

### Chain Lubrication

Fully automatic speed-controlled oil pump with reciprocating piston

Oil tank capacity: 0.105 l (3.6 fl.oz)

### Weight

without guide bar, chain and battery  
 HTA 65: 3.4 kg (7.5 lbs)  
 HTA 85: 4.5 kg (9.9 lbs)

### Cutting Attachments

#### Rollomatic E Mini guide bars

Reduced kickback STIHL guide bars (with green label)

Bar lengths: 25, 30 cm (10, 12 in.)

Pitch: 1/4" P (6.35 mm)

Groove width: 1.1 mm (0.043 in.)

Actual cutting length will be less than listed bar length.

### **Saw chain 1/4" P**

Low kickback STIHL saw chain (with green label)

Picco Micro 3 (71 PM3) Type 3670

Pitch: 1/4" P (6.35 mm)

Drive link gauge: 1.1 mm (0.043 in.)

### **Chain sprocket**

6-tooth for 1/4" P

Since new bar/chain combinations may be developed after publication of this Manual, ask your STIHL dealer for the latest STIHL recommendations.