

SAFEKERB® RAMP

The SafeKerb ramp is designed to provide a safe passage way for pedestrians and wheel chair users to reach the next level when a footpath has been closed for site works.

Tip: When placing, position a cone either side to prevent cars driving onto ramp.

BENEFITS:

- Anti-slip surface and Hi-Vis yellow
- Recessed fixing points
- Will take up to 250kg weight loading
- Lightweight & portable – only 7kg

CODE	DESCRIPTION
49-PKR	Safekerb Ramp

Overall Size: 1250(W) x 750(L) mm
 Weight: 7kg



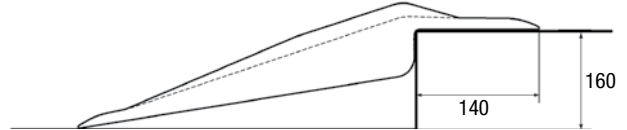
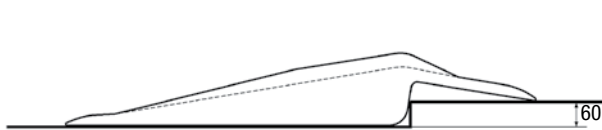
Anti-Slip hi-vis surface



Raised sides to guide



Provides easy access for trolleys



SUPAGRIP RAMP


The Supagrip ramp provides the same benefits as the SafeKerb but also has rubber edges on it which further improves stability and prevents movement.

BENEFITS:

- Very stable without bolting
- Effective anti-slip surface
- Will take up to 350kg weight loading
- Compact stacking for easy transport & storage
- Lightweight & portable – only 10kg

Overall Size: 1280(W) x 760(L)mm
 Weight: 10kg

CODE	DESCRIPTION
49-PKRSG	Supagrip Ramp



Anti-Slip hi-vis surface



New rubber edge for improved stability and traction