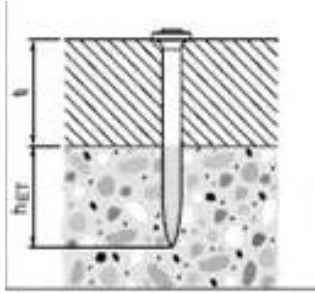
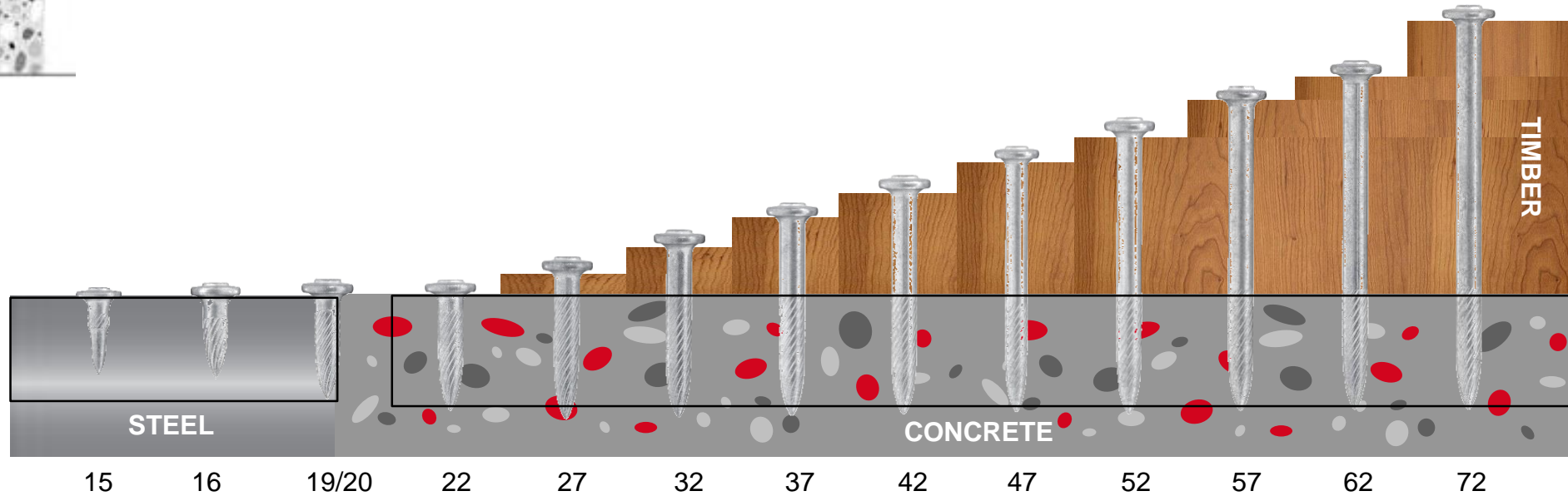


# DX 2 NAIL SELECTION



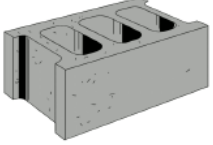








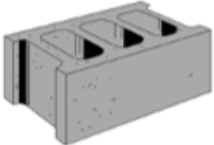



**Nail Length** = Embedment + Fastened Material Thickness



**12mm into STEEL (Steel to steel Fastening)**  
**8mm in STEEL (Wood to steel Fastening)**  
(Recommended embedment depth)

**22MM into CONCRETE**  
(Recommended embedment depth)

# DIRECT FASTENING QUICK REFERENCE GUIDE

Base Material	Fastening Thickness		Nail Selection	Charge
<b>Concrete</b> 	45mm	Timber	X-U 72	
	45mm	Timber Strapping	X-U 62	
	20mm	Timber	X-U 47	
	1-3mm	Steel	X-U 27	
<b>Steel</b> 	45mm	Timber	X-U 57	
	20mm	Timber	X-U 27	
	1-3mm	Steel	X-U 16	
<b>Wet Concrete, Block, sand stone</b> 	45mm	Timber	X-C 72	
	45mm	Timber Strapping	X-C 62	
	20mm	Timber	X-C 47	
	1-3mm	Steel	X-U 27	